


ELECTRONIC MOISTURE METERS

TYPE-SERIES AQUA-BOY

*Small, compact pocket size.
Percentage scales for direct readings.
Battery operated.*



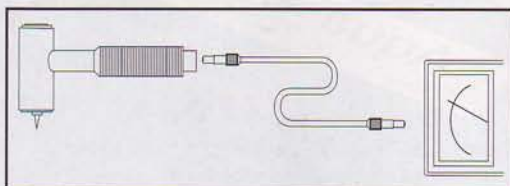
M E A S U R I N G R A N G E

Product to be measured	Moisture Meter Type	Measuring Range	Recommended Electrodes
Timber, all species	HM I	5 - 28 %	203 a, b, c, d, So, 208, 209, 210, 213
Timber, newly cut	HM II	30 - 120 %	203 a, So, 208
Timber, all species	HM III	6 - 60 %	203 a, b, c, d, So, 208, 223
Timber, all species	HM IV	3 - 14 %	208, 208 a, 213
Construction materials, flooring, wood	BM I	5 - 24 % */**	203 b, d, 208, 223, 226
Cereals	GEM I	9 - 22 % *	202, 209
Malt	BR I	1 - 12 % *	202, 209
Corn	MS I	12 - 32 % *	202, 209
Corn	MS IV	5 - 12 % *	202 T
Raw coffee	KAF I	6 - 18 % *	202, 209
Raw coffee	KAF III	9 - 30 % *	202, 209
Raw coffee	KAF IV	6 - 22 % *	202, 209
Tea	TEF I	2 - 12 % *	202, 209
Cocoa	KAM I	2 - 12 % *	202, 209
Cocoa	KAM III	2 - 20 % *	202, 209
Cocoa	KAM III a	10 - 34 % *	202, 209
Paper, all types	PM I	4 - 12 % *	201, 208, 210, 213
Paper, cardboard	PM II	6 - 30 % *	201, 208, 210, 213
Bitumen felt	SP I	1 - 7 % *	201, 208, 210, 213
Cellophane sausage skin	ZP I	4 - 20 % *	201, 208, 210, 213
Cellophane sausage skin	ZP II	4 - 30 % *	201, 208, 210, 213
Cellophane sausage skin	ZP III	4 - 24 % *	201, 208, 210, 213

See list of tables available

* These moisture meters are equipped with an additional universal centesimal scale for universal measurements on materials other than listed.

** These moisture meters are equipped with an additional colour scale divided into three areas: green = dry, white = normal, red = wet



Connecting the Hammer electrode

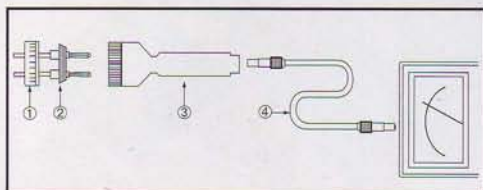
Insert one end of the universal measuring cable into the jack in the hammer electrode until it snaps into place.

A N D E L E C T R O D E S

Product to be measured	Moisture Meter Type	Measuring Range	Recommended Electrodes
Textiles →	TEM I	2,5 - 24,5 % *	205, 206, 207, 210
Feather →	FE I	8 - 18 %	202, 209
Cottonseed →	BSM I	5 - 23 % *	202, 218, 209 bsm
Lint cotton, pure →	BAF I	2,5 - 13 %	202, 218
Jute →	JFM I	6 - 30 % *	202, 207
Sisal →	SL I	6 - 30 % *	207, 210
Tobacco →	TAM I	5 - 17 % *	202, 209
Tobacco →	TAM II	8 - 20 % *	202, 209
Tobacco →	TAM III	12 - 26 % *	202, 209
Leather →	LM I	6 - 28 % *	201, 208, 210, 213
Leather →	LM III	8 - 50 % *	201, 208, 210, 213
Almond, hazel-nuts, Brazil-nuts →	TFR I	4 - 22 % *	202, 207 a
Figs →	FM I	8 - 30 % *	202, 207 a
Hop →	HOP II	6 - 28 % *	202, 209
Fish meal →	FL I	4 - 14 %	202, 209 d
Cork →	KOM I	2 - 10 % *	207, 208, 207 a
Cork →	KOM II	5 - 20 % *	207, 208, 207 a
Cork →	KOM IV	2 - 30 % *	207, 208, 207 a

* These moisture meters are equipped with an additional universal centesimal scale for universal measurements on materials other than listed.

Please see separate electrode brochure for full range of electrode heads available, some of which only require cable 200 or fit directly into the meter.



Inserting the interchangeable electrode heads and connecting the cable

Insert electrode head 2 selected into holder 3 and screw down retaining ring 1. Plug one end of cable 4 into jack of holder 3 until it snaps into place. Introduce the second plug of the cable 4 in like manner into the jack of the moisture meter.

Technical Details

The AQUA-BOY Moisture Meters are designed for easy portability, fast operation with instantaneous indication and universal use.

The AQUA-BOY is a compact, handy unit accommodated, together with the accessories, in a carrying case that can conveniently be taken by the user wherever he goes.

The AQUA-BOY meter is housed in an elegant and very robust Novodur case, shaped so as to protect the large dial and the operating controls.

Electric power is supplied to the AQUA-BOY by an internationally standardised dry battery.

The measuring principle of the AQUA-BOY is based on the electrical conductivity of the material which always bears fixed relation to the moisture. All changes in resistance inside the measuring ranges of interest are sufficiently pronounced to ensure a high degree of accuracy for the readings obtained with the AQUA-BOY.

The electrical indicating accuracy of the AQUA-BOY is plus/minus 0.1% whilst the reproducibility is plus/minus 0.2% referred of the absolute readings on the meter dial.

Long years of practical experience of our development department in cooperation with industrial specialists and scientists as well as official test and research laboratories assure long and reliable service to the AQUA-BOY in accordance with the latest know-how in electronic moisture detection.

Operating Instructions

Battery check

Depress the red test button. The needle must then point so within the red area. If this can not be done, the battery must be renewed.

Measuring

Having connected the electrode to the meter, bring it into firm contact with the produkt to be measured. Depress the white measuring button and read the result directly on the meter scale. Release the white button to finish the operation.


Technical specifications

Length	approx. 6 5/8"	(170 mm)
Width	approx. 4 1/2"	(115 mm)
Height	approx. 2"	(50 mm)
Weight	approx. 14 oz.	(0.4 kg)

The meter circuits are exclusively equipped with transistors and diodes.

Guaranteed for 2 years.

The right is reserved to alter the design and specifications as required.



- 1 Electrode jack
- 2 White measuring button
- 3 Red battery test button
- 4 Battery-compartment in back